







## BOLT ON: 2 ROW OF HOLES







Date: \_\_\_\_\_

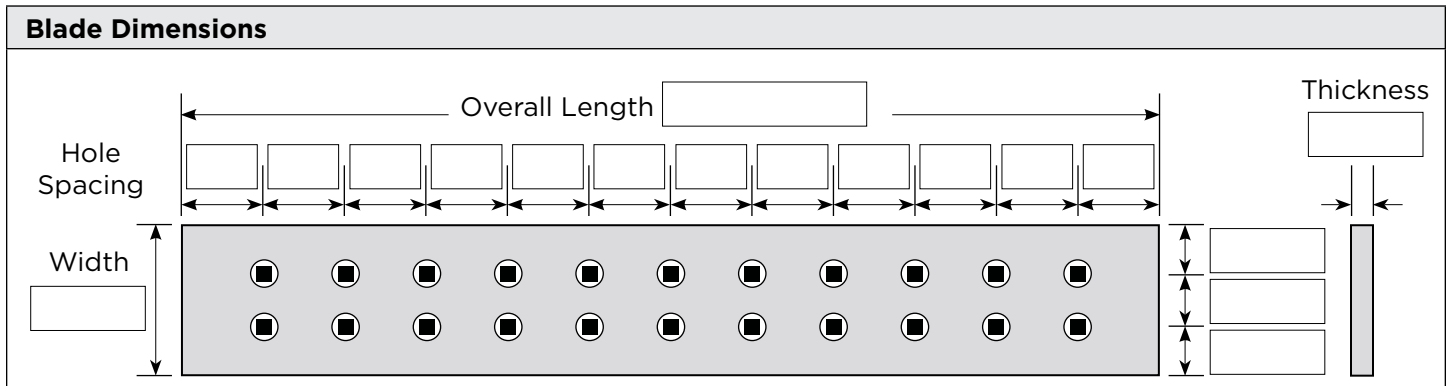
Company: \_\_\_\_\_ Company Contact: \_\_\_\_\_

Machine Make: \_\_\_\_\_ Model: \_\_\_\_\_

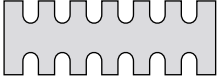
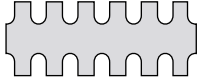



BCWP Contact: \_\_\_\_\_ Part Number (if available): \_\_\_\_\_

Material	Profile
Heat-Treated	Double Bevel  Square Edge 
Carbon	Single Bevel  Curved 

Hole Type	Bolt Orientation (If Applicable)		
No Holes	Plow Bolt 	Flat Countersink 	Opposite of Bevel 
Round 	Carriage Bolt 		Same as Bevel 
Number of Bolt Holes: _____		Bolt Diameter: _____	



**Serrated Blade Options**

				
Solid Both Ends	Half Gap Both Ends	Solid One End	One Side	Both Sides
Tooth Width: _____		Gap Width: _____	Tooth Length: _____	

*Additional Information:*